



KT-LED60HID-V-EX39-840-D

HID REPLACEMENT LED LAMP

DESCRIPTION

60W HID Replacement LED Lamp | 4000K | >80 CRI | Vertical Light Direction



LAMP TYPE: HID Replacement LED

BASE TYPE: EX39 (Mogul)

WATTAGE: 60W

COLOR TEMPERATURE: 4000K

METAL HALIDE EQUIVALENT: 200W

COLOR RENDERING INDEX (CRI): >80

WARRANTY: 5 Years

PRODUCT FEATURES

- Replacement for conventional metal halide lamp
- Non-dimmable; Do not dim
- 50,000+ hour lifetime
- Environmentally friendly: No mercury used
- Instant startup
- UL listed
- Delivers approximately 5% uplight
- Suitable for use in fully enclosed fixture
- Integral driver, eliminates the need for external driver or ballast; Includes 4kV surge protection
- Operating temperature range: -29°C/-20°F to 60°C/140°F
- Lamp top has a low-voltage AUX port for lamp level sensor controls

OPERATING SPECIFICATIONS


ELECTRICAL CHARACTERISTICS

Input Voltage	Power Consumption	Power Factor	Input Current
120-277Vac	60W	>0.9	0.50A @ 120V 0.22A @ 277V

PHOTOMETRIC CHARACTERISTICS

Color Temperature (CCT)	4000K
Luminous Flux	8100 lm
Color Rendering Index (CRI)	>80
Efficacy	135 lm/W
Visible Light Area	180°

SMART PORT LED COMPATIBLE

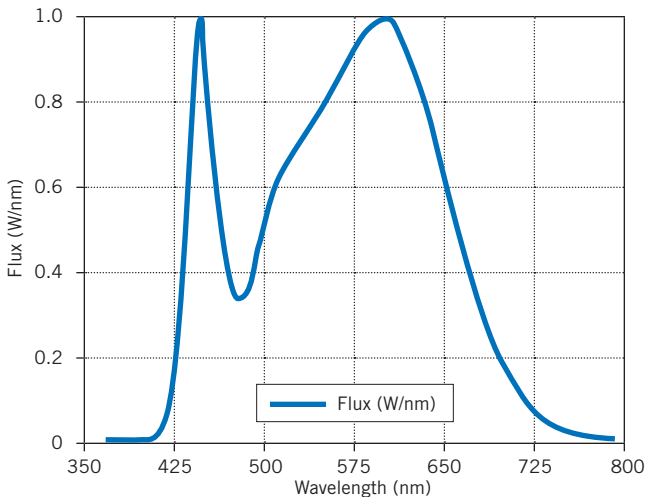


On the top of the lamp is a low-voltage AUX port for Smart Port LED sensors. See *Accessories* for available sensor options.

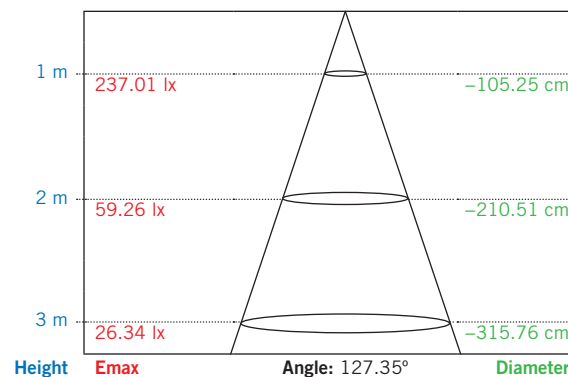
RATED LIFE

L70 (Hours)	50,000
-------------	--------

SPECTRAL DISTRIBUTION



LUX DISTANCE CURVE



Note: The curves indicate the illuminated area and the average illumination when the luminaire is at a different distance.

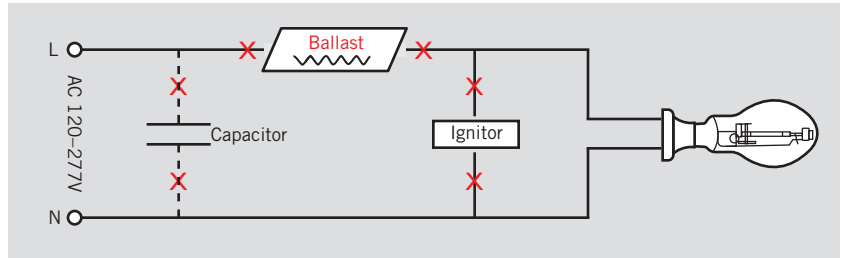
KT-LED60HID-V-EX39-840-D

HID REPLACEMENT LED LAMP

WIRING INSTRUCTIONS


STEP 1

Disconnect power. Disconnect and remove existing ballast, capacitor, and/or ignitor (where applicable) from fixture.




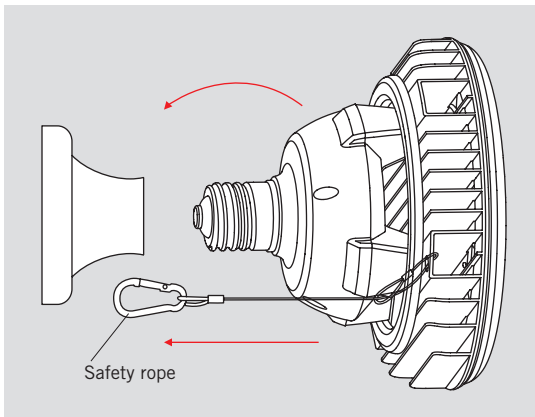
STEP 2

Rewire for line voltage to the lamp socket.

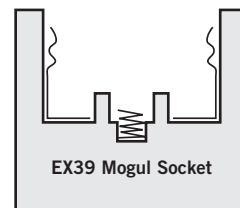
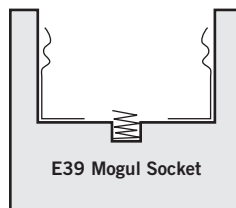


STEP 3

Install new LED replacement lamp. Ensure lamp is operating properly when power is turned on.



**EX39-based lamps will work in both
E39 and EX39 sockets.**

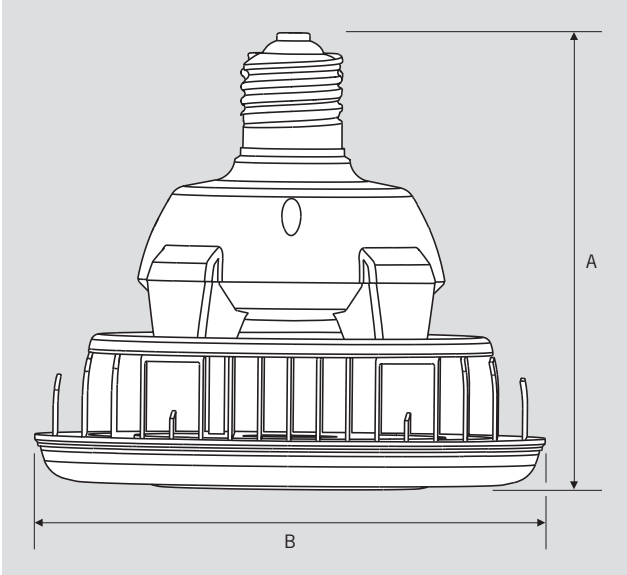




KT-LED60HID-V-EX39-840-D

HID REPLACEMENT LED LAMP

PHYSICAL CHARACTERISTICS



LAMP DIMENSIONS

A (Body Length)	6.61"
B (Diameter)	6.88"

BASE TYPE: EX39 (Mogul)

ACCESSORIES (SOLD SEPARATELY)

Catalog Number	Description
KTS-MW1-12V-AUX	SmartPort LED Microwave Occupancy sensor: On/Off with adjustable standby dimming level; 12V input
KTS-PIR1-12V-AUX	SmartPort LED PIR Occupancy sensor: On/Off with adjustable standby dimming level; 12V input
KTS-PS1-12V-AUX	SmartPort LED Photocell: On/Off with adjustable daylight threshold and timing; 12V input

ORDERING INFORMATION

ORDER CODE	PACKAGING STYLE	PACK QTY.	ITEM STATUS
KT-LED60HID-V-EX39-830-D-DP	Distributor Pack (Individual Cartons)	4	Quick Ship

CATALOG NUMBER BREAKDOWN

KT-LED60HID-V-EX39-840-D

1	2	3	4	5	6	7	8	9
---	---	---	---	---	---	---	---	---

- | | | |
|-------------------------|------------------------|-----------------------|
| 1 Keystone Technologies | 4 Lamp Type | 7 800 Series |
| 2 LED Lamp | 5 Vertical Orientation | 8 Color Temperature |
| 3 Wattage | 6 Base Type | 9 Direct-Drive Series |